

## PABPC1 antibody

### Product Information

Catalog No.:	FNab06096
Size:	100µg
Form:	liquid
Purification:	Immunogen affinity purified
Purity:	≥95% as determined by SDS-PAGE
Host:	Rabbit
Clonality:	polyclonal
Clone ID:	None
IsoType:	IgG
Storage:	PBS with 0.02% sodium azide and 50% glycerol pH 7.3, -20°C for 12 months(Avoid repeated freeze / thaw cycles.)

### Background

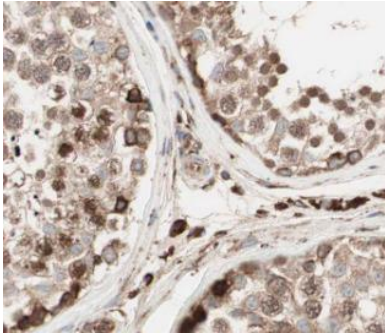
None

### Immunogen information

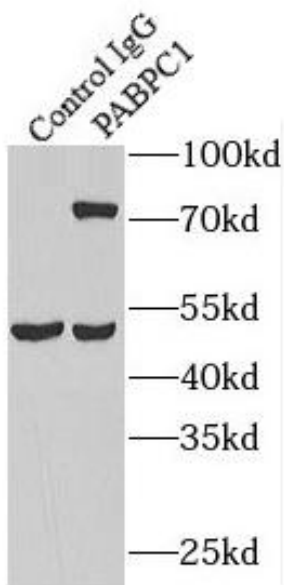
Immunogen:	poly(A) binding protein, cytoplasmic 1
Synonyms:	Polyadenylate-binding protein 1 (PABP-1, Poly(A)-binding protein 1) PABPC1 PAB1 PABP PABP1 PABPC2
Observed MW:	71 kDa
Uniprot ID :	P11940

### Application


Reactivity:	Human, Mouse, Rat
Tested Application:	ELISA, WB, IHC, IF, FC, IP
Recommended dilution:	WB: 1:500-1:2000; IP: 1:500-1:1000; IHC: 1:20-1:200; IF: 1:10-1:100
Image:	



Immunohistochemistry of paraffin-embedded human testis using FNab06096(PABPC1,PABP antibody) at dilution of 1:50



IP Result of anti-PABPC1,PABP (IP:FNab06096, 4ug; Detection:FNab06096 1:700) with mouse testis tissue lysate 4000ug.



mouse testis tissue were subjected to SDS PAGE followed by western blot with FNab06096(PABPC1,PABP antibody) at dilution of 1:1000